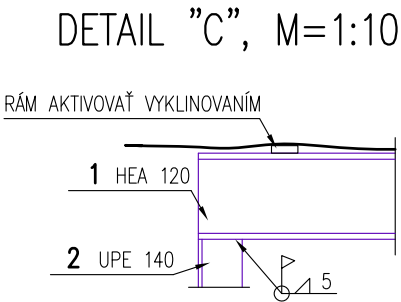
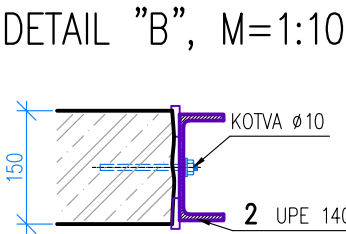
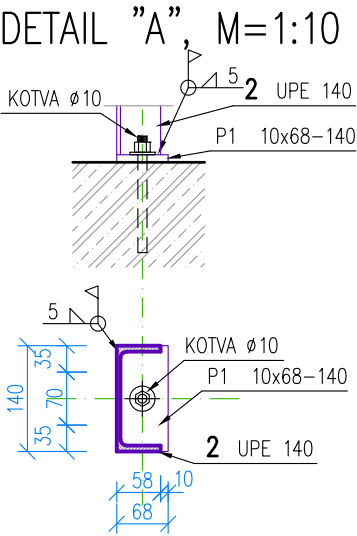
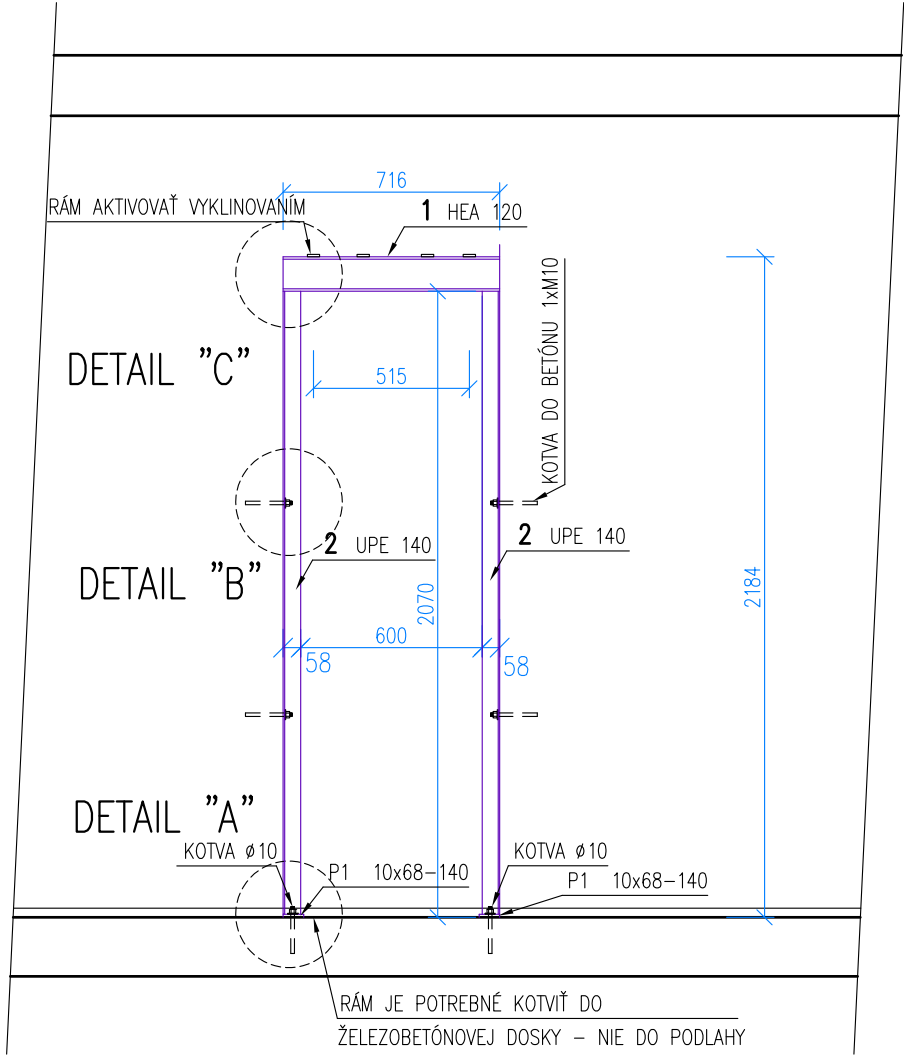


KONŠTRUKČNÉ RIEŠENIE OCEĽOVÉHO RÁMU R2.b A SPÔSOB JEHO OSADENIA DO VYREZANÉHO OTVORU, M=1:25/10, 2ks



| VÝKAZ OCEĽE | | | | | | | | |
|--------------|-----------|--------------|----|------------|-------------|------------------|-----------------------------------|----------------------|
| OZN. | PROFIL | ROZMERY (mm) | | DĹŽKA (mm) | POČET KUSOV | DĹŽKA CELKOM (m) | JEDNOTKOVÁ HMOTNOSŤ (kg/m, kg/m²) | HMOTNOSŤ CELKOM (kg) |
| | | b | h | | | | | |
| 1 | HEA 120 | — | — | 716 | 2 | 1.4 | 19,9 | 28.5 |
| 2 | UPE 140 | — | — | 2070 | 4 | 8.28 | 16,0 | 132.5 |
| P1 | 10x68-140 | 68 | 10 | 140 | 4 | 0.56 | 5.34 | 3.0 |
| SÚČET (kg) | | | | | | | | 164.0 |
| +3% NA ZVARY | | | | | | | | 4.9 |
| CELKOM (kg) | | | | | | | | 168.9 |